

# B-mode component separation: lessons from CORE

Mathieu Remazeilles




The University of Manchester

*Remazeilles et al, JCAP 04 (2018) 023,  
for the CORE Collaboration*

“CMB foregrounds for B-mode studies”  
Tenerife, 15-18 October 2018

# CORE: Cosmic Origins Explorer

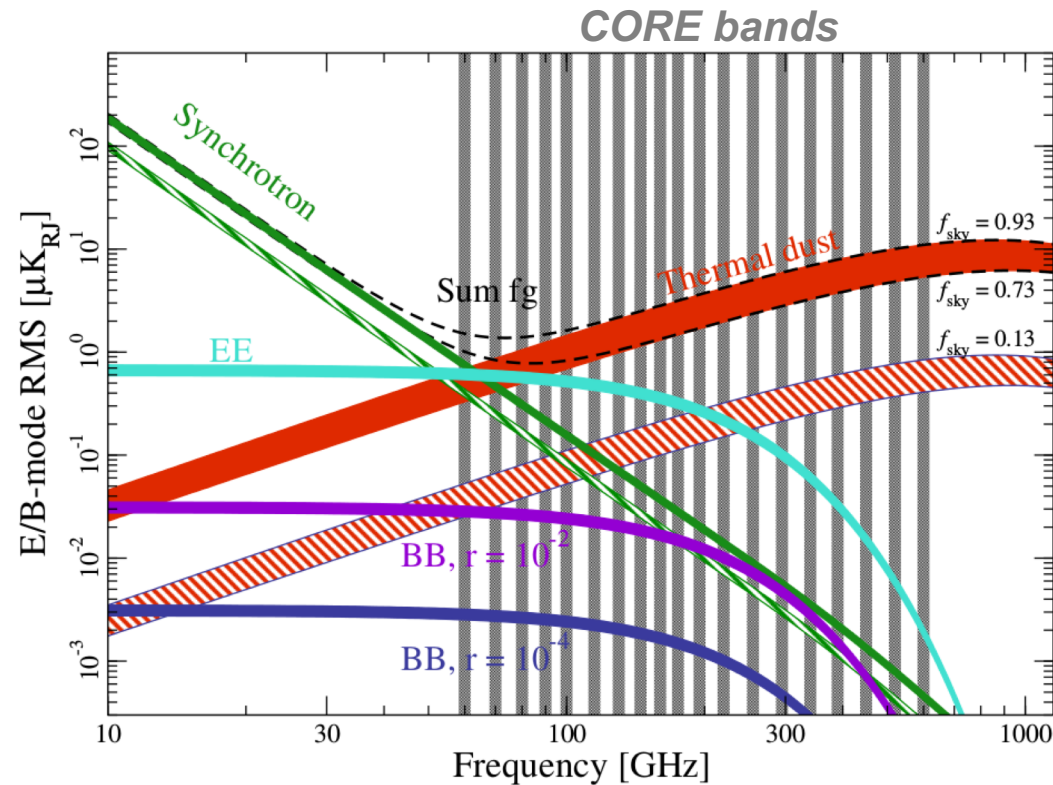


- **100%** of the sky
- **19** frequency bands:  
**60 – 600 GHz**
- Aggregated sensitivity:  
**1.7  $\mu\text{K}\cdot\text{arcmin}$**
- **Few arcmin** resolution,  
allowing for 60% delensing

**Costs outside ESA M-class envelope  
(2017)**

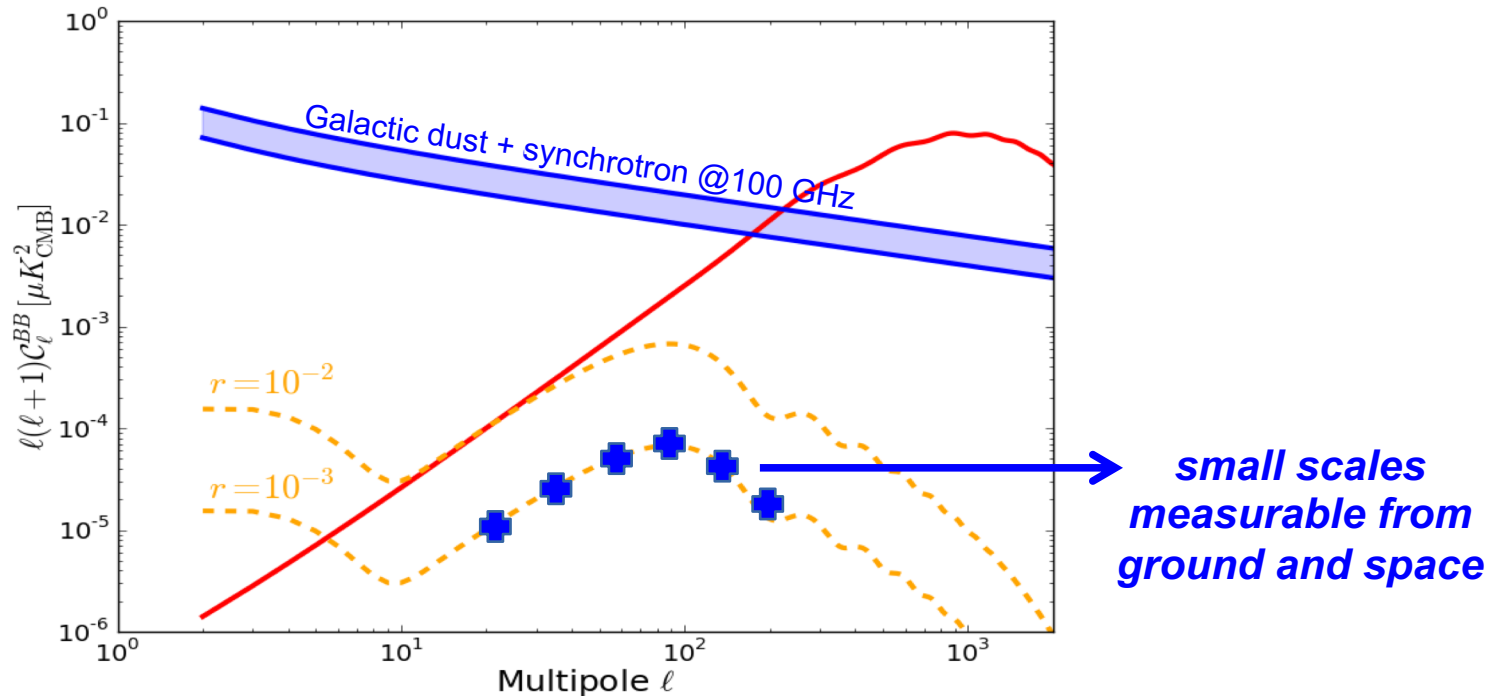
Frequency [GHz]	Beam [arcmin]	$Q$ and $U$ noise RMS [ $\mu\text{K}\cdot\text{arcmin}$ ]
60	17.87	10.6
70	15.39	10.0
80	13.52	9.6
90	12.08	7.3
100	10.92	7.1
115	9.56	7.0
130	8.51	5.5
145	7.68	5.1
160	7.01	5.2
175	6.45	5.1
195	5.84	4.9
220	5.23	5.4
255	4.57	7.9
295	3.99	10.5
340	3.49	15.7
390	3.06	31.1
450	2.65	64.9
520	2.29	164.8
600	1.98	506.7

# CMB B-mode v.s. foregrounds



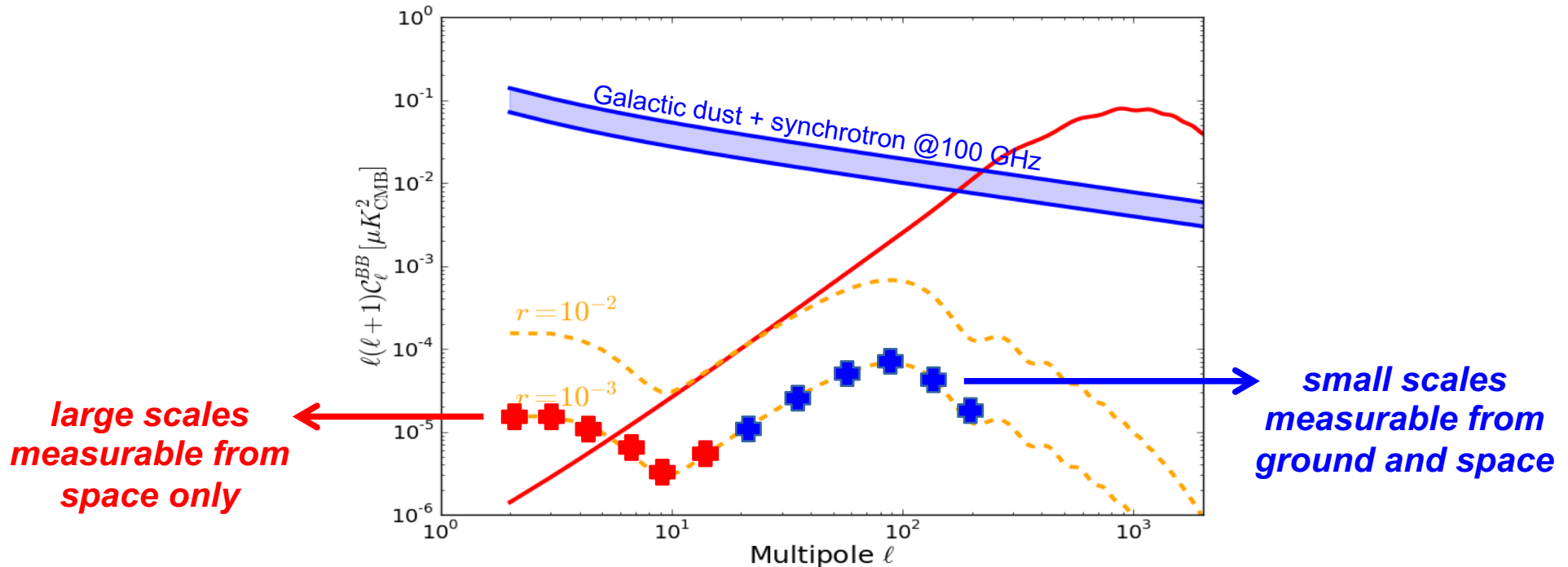
- **Polarization less complex than intensity (fewer foregrounds) but more challenging (weaker signal):**
  - *Huge dynamic range between CMB B-mode and foregrounds*
  - *Component separation thus much more sensitive to foreground uncertainties*
- **Foregrounds can't be avoided by narrowing the frequency range of observations**
  - *At ~300 GHz, synchrotron and CMB at  $r = 10^{-2}$  have similar magnitude and colour!*
  - *A broad frequency coverage is thus crucial to break spectral degeneracies*

# Why going into space?




- *At recombination scales ( $20 < \ell < 200$ ), measurements may be fooled by many kind of power-spectrum degeneracies: primordial B-modes, lensing B-modes, extragalactic sources, and noise have pretty similar slopes*

# Why going into space?



- *At recombination scales ( $20 < \ell < 200$ ), measurements may be fooled by many kind of power-spectrum degeneracies: primordial B-modes, lensing B-modes, extragalactic sources, and noise have pretty similar slopes*
- *Detecting the reionization peak ( $2 < \ell < 20$ ) from space will allow to break power-spectrum degeneracies, providing better evidence for detection of primordial CMB B-modes*

# CORE



## Exploring cosmic origins with CORE: *B*-mode component separation

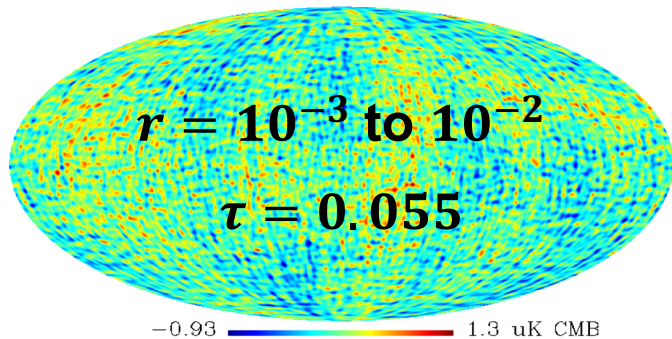
M. Remazeilles,<sup>1,\*</sup> A.J. Banday,<sup>2,3</sup> C. Baccigalupi,<sup>4,5</sup> S. Basak,<sup>6,4</sup>  
A. Bonaldi,<sup>1</sup> G. De Zotti,<sup>7</sup> J. Delabrouille,<sup>8</sup> C. Dickinson,<sup>1</sup>  
H. K. Eriksen,<sup>9</sup> J. Errard,<sup>10</sup> R. Fernandez-Cobos,<sup>11</sup> U. Fuskeland,<sup>9</sup>  
C. Hervías-Caimapo,<sup>1</sup> M. López-Caniego,<sup>12</sup>  
E. Martínez-González,<sup>11</sup> M. Roman,<sup>13</sup> P. Vielva,<sup>11</sup> I. Wehus,<sup>9</sup>  
A. Achúcarro,<sup>14,15</sup> P. Ade,<sup>16</sup> R. Allison,<sup>17</sup> M. Ashdown,<sup>18,19</sup>  
M. Ballardini,<sup>20,21,22</sup> R. Banerji,<sup>8</sup> J. Bartlett,<sup>8</sup> N. Bartolo,<sup>23,24,7</sup>  
D. Baumann,<sup>25</sup> M. Bersanelli,<sup>26,27</sup> M. Bonato,<sup>28,4</sup> J. Borrill,<sup>29</sup>  
F. Bouchet,<sup>30</sup> F. Boulanger,<sup>31</sup> T. Brinckmann,<sup>32</sup> M. Bucher,<sup>8</sup>  
C. Burigana,<sup>21,33,22</sup> A. Buzzelli,<sup>34,35,36</sup> Z.-Y. Cai,<sup>37</sup> M. Calvo,<sup>38</sup>  
C.-S. Carvalho,<sup>39</sup> G. Castellano,<sup>40</sup> A. Challinor,<sup>25</sup> J. Chluba,<sup>1</sup>  
S. Clesse,<sup>32</sup> I. Colantoni,<sup>40</sup> A. Coppolecchia,<sup>34,41</sup> M. Crook,<sup>42</sup>  
G. D'Alessandro,<sup>34,41</sup> P. de Bernardis,<sup>34,41</sup> G. de Gasperis,<sup>34,36</sup>  
J.-M. Diego,<sup>11</sup> E. Di Valentino,<sup>30,43</sup> S. Feeney,<sup>18,44</sup> S. Ferraro,<sup>45</sup>  
F. Finelli,<sup>21,22</sup> F. Forastieri,<sup>46</sup> S. Galli,<sup>30</sup> R. Genova-Santos,<sup>47,48</sup>  
M. Gerbino,<sup>49,50</sup> J. González-Nuevo,<sup>51</sup> S. Grandis,<sup>52,53</sup>  
J. Greenslade,<sup>18</sup> S. Hagstotz,<sup>52,53</sup> S. Hanany,<sup>54</sup> W. Handley,<sup>18,19</sup>  
C. Hernandez-Monteagudo,<sup>55</sup> M. Hills,<sup>42</sup> E. Hivon,<sup>30</sup> K. Kiiveri,<sup>56,57</sup>  
T. Kisner,<sup>29</sup> T. Kitching,<sup>58</sup> M. Kunz,<sup>59</sup> H. Kurki-Suonio,<sup>56,57</sup>  
L. Lamagna,<sup>34,41</sup> A. Lasenby,<sup>18,19</sup> M. Lattanzi,<sup>46</sup> J. Lesgourgues,<sup>32</sup>  
A. Lewis,<sup>60</sup> M. Liguori,<sup>23,24,7</sup> V. Lindholm,<sup>56,57</sup> G. Luzzi,<sup>34,41</sup>  
B. Maffei,<sup>31</sup> C.J.A.P. Martins,<sup>61</sup> S. Masi,<sup>34,41</sup> S. Matarrese,<sup>23,24,7,78</sup>  
D. McCarthy,<sup>62</sup> J.-B. Melin,<sup>63</sup> A. Melchiorri,<sup>34,41</sup> D. Molinari,<sup>33,46,21</sup>  
A. Monfardini,<sup>38</sup> P. Natoli,<sup>33,46</sup> M. Negrello,<sup>16</sup> A. Notari,<sup>64</sup>  
A. Paiella,<sup>34,41</sup> D. Paoletti,<sup>21</sup> G. Patanchon,<sup>8</sup> M. Piat,<sup>8</sup> G. Pisano,<sup>16</sup>  
L. Polastri,<sup>33,45</sup> G. Polenta,<sup>65,66</sup> A. Pollo,<sup>67,77</sup> V. Poulin,<sup>32,68</sup>  
M. Quartin,<sup>69,70</sup> J.-A. Rubino-Martin,<sup>47,48</sup> L. Salvati,<sup>34,41</sup> A. Tartari,<sup>8</sup>  
M. Tomasi,<sup>26</sup> D. Tramonte,<sup>47</sup> N. Trappe,<sup>62</sup> T. Trombetti,<sup>21,33,22</sup>  
C. Tucker,<sup>16</sup> J. Valiviita,<sup>56,57</sup> R. Van de Weijgaert,<sup>71,72</sup>  
B. van Tent,<sup>73</sup> V. Vennin,<sup>74</sup> N. Vittorio,<sup>35,36</sup> K. Young,<sup>54</sup>  
M. Zannoni<sup>75,76</sup> for the CORE collaboration

- Mission: *Delabrouille et al, JCAP 04 (2018) 014*
- Instrument: *de Bernardis et al, JCAP 04 (2018) 015*
- Inflation: *Finelli et al, JCAP 04 (2018) 016*
- Parameters: *Di Valentino et al, JCAP 04 (2018) 017*
- Lensing: *Challinor et al, JCAP 04 (2018) 018*
- Clusters: *Melin et al, JCAP 04 (2018) 019*
- Sources: *De Zotti et al, JCAP 04 (2018) 020*
- Velocity: *Burigana et al, JCAP 04 (2018) 021*
- Systematics: *Natoli et al, JCAP 04 (2018) 022*
- Foregrounds: *Remazeilles et al, JCAP 04 (2018) 023*

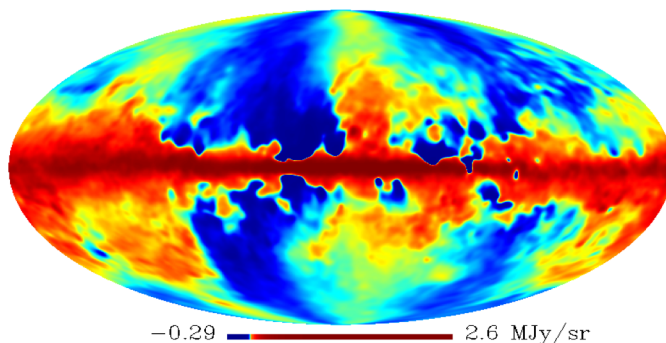
<http://iopscience.iop.org/journal/1475-7516/page/extraproc1>

# CORE sky simulations: Stokes Q maps

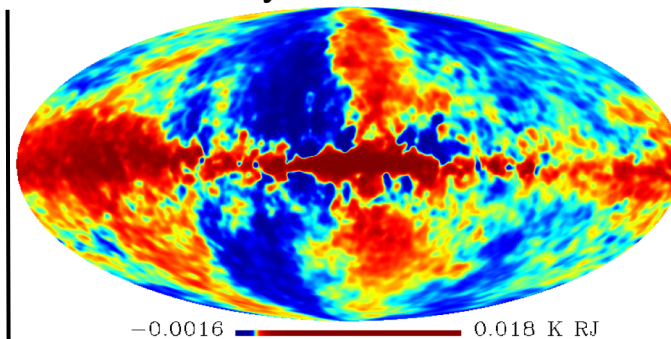
Lensed CMB



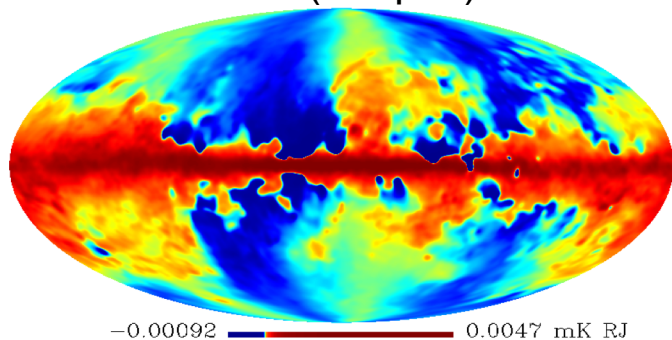
Thermal dust



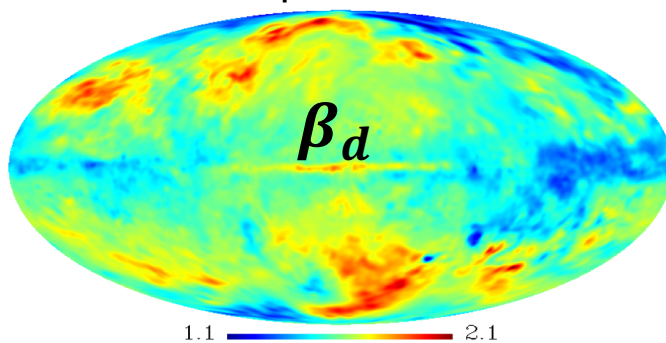
Synchrotron



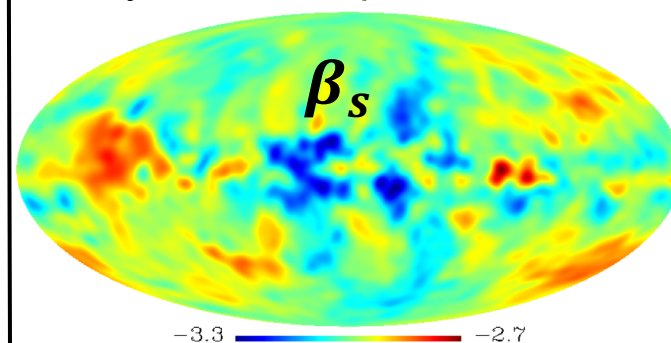
AME (1% pol.)



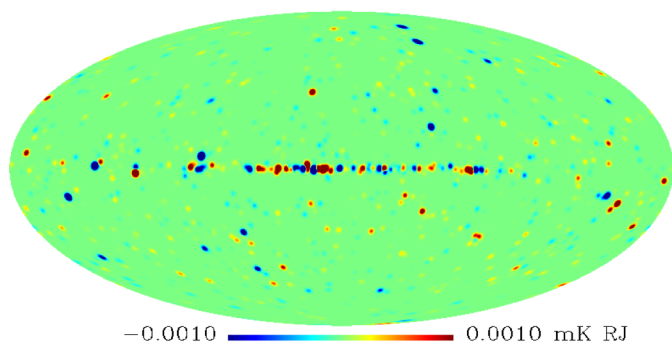
Dust spectral index



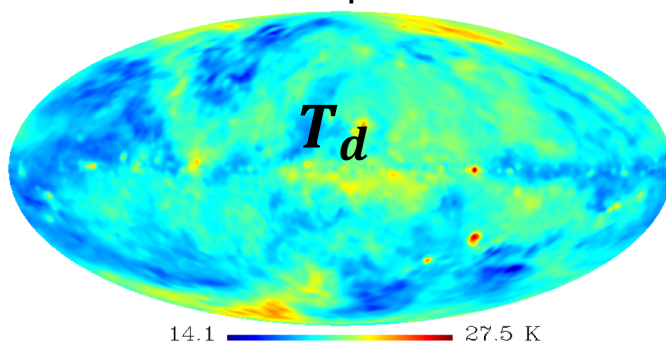
Synchrotron spectral index



Radio & IR sources



Dust temperature



19 frequency bands:  
60 – 600 GHz

# Component separation methods

*We have implemented 4 independent techniques (blind and parametric) on the CORE sky simulations:*

- **COMMANDER** – *Eriksen et al 2004, 2008 ; Remazeilles et al 2016, 2017*

Bayesian multi-component spectral fit in pixel space through Gibbs sampling

- **SMICA** – *Delabrouille et al 2003 ; Cardoso et al 2008*

Blind independent-component power-spectrum fit in harmonic space

- **NILC** – *Delabrouille et al 2009 ; Remazeilles et al 2011 ; Basak et al 2012, 2013*

Minimum-variance internal linear combination in wavelet space

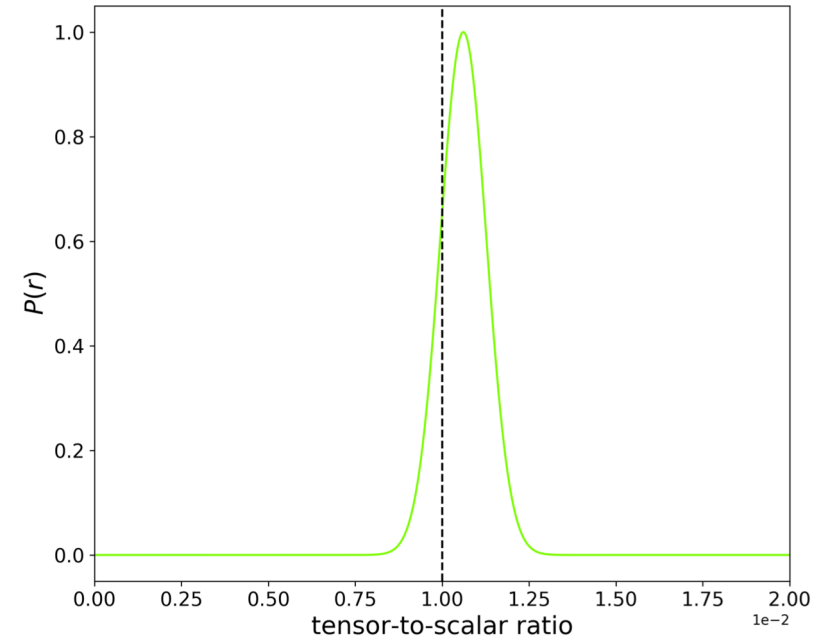
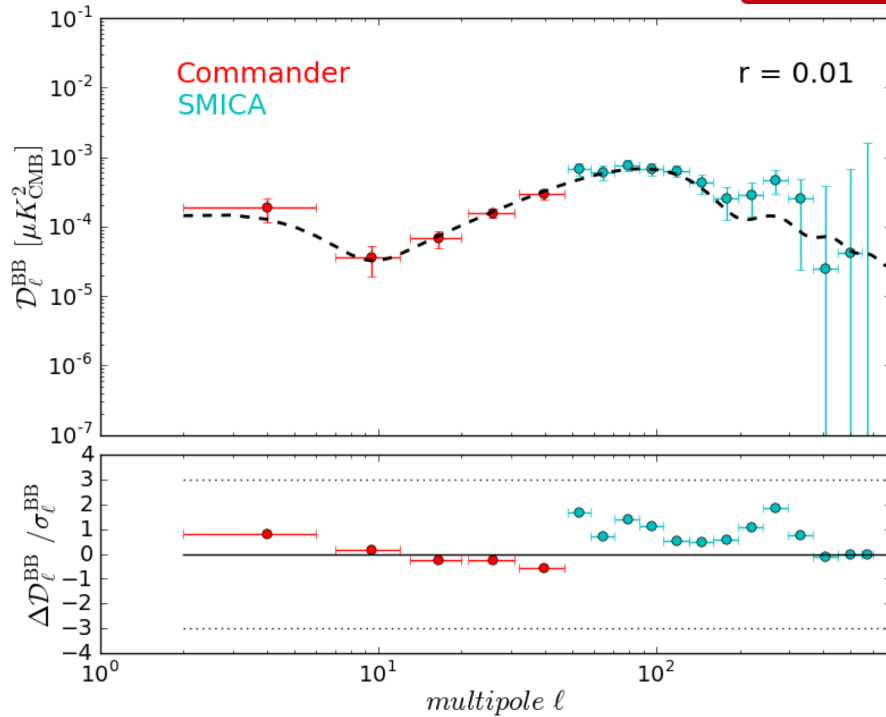
- **X-FORECAST** – *Errard et al 2016 ; Stompor et al 2016*

Maximum-likelihood foreground spectral fit in pixel space + linear combination



# CORE reconstruction of primordial B-modes – without lensing –

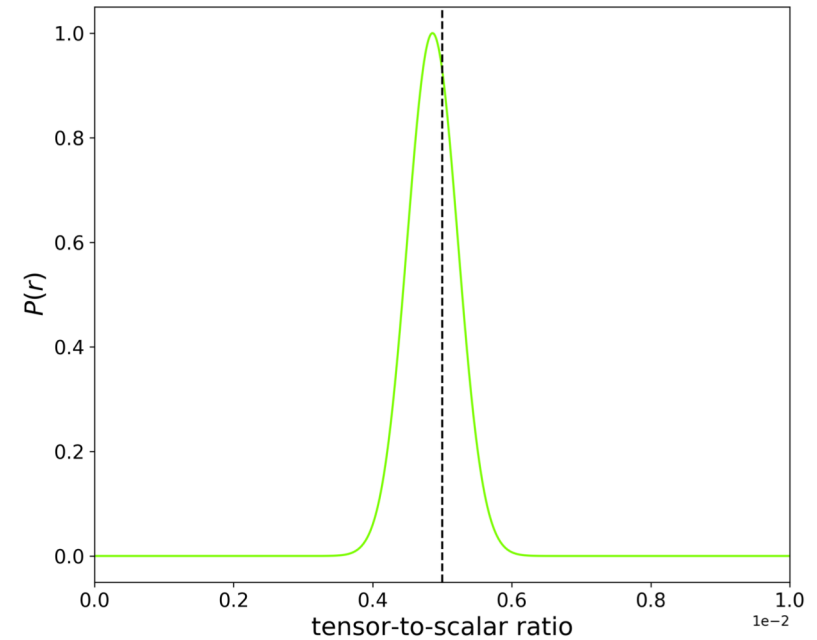
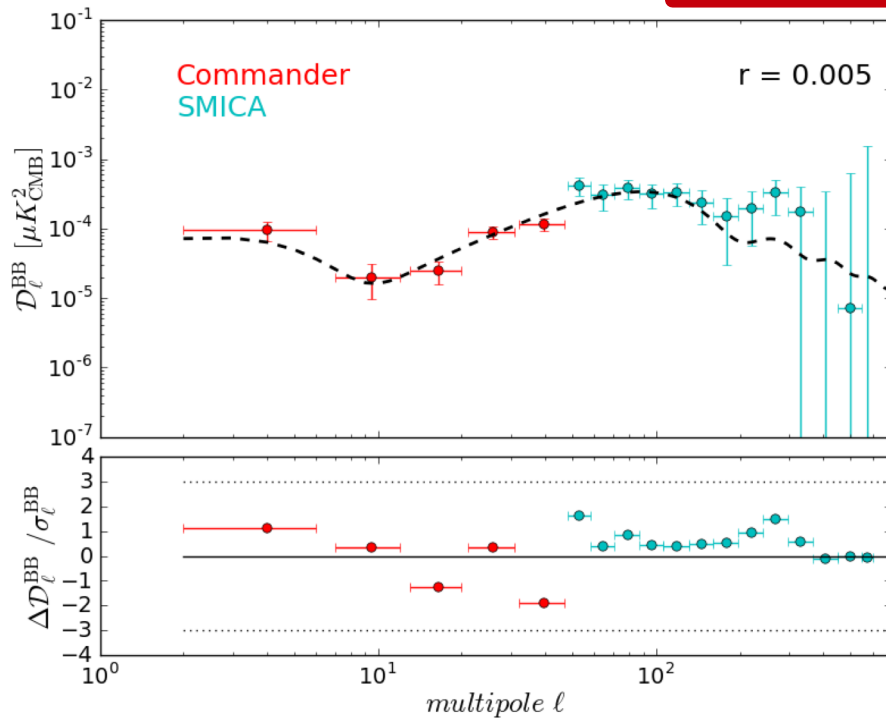
$$r = 10^{-2}$$



**14 $\sigma$  detection of  $r = 10^{-2}$  after foreground cleaning**

# CORE reconstruction of primordial B-modes – without lensing –

$$r = 5 \times 10^{-3}$$

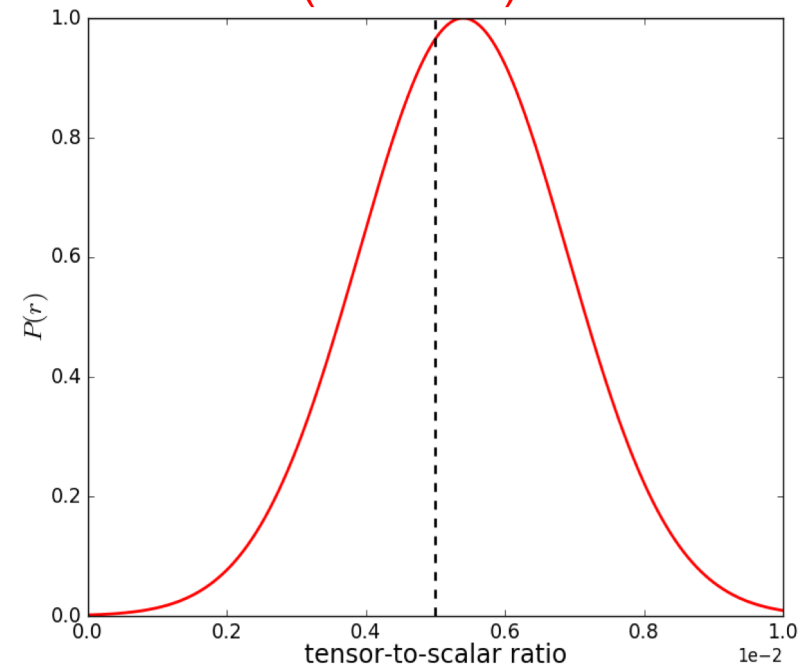
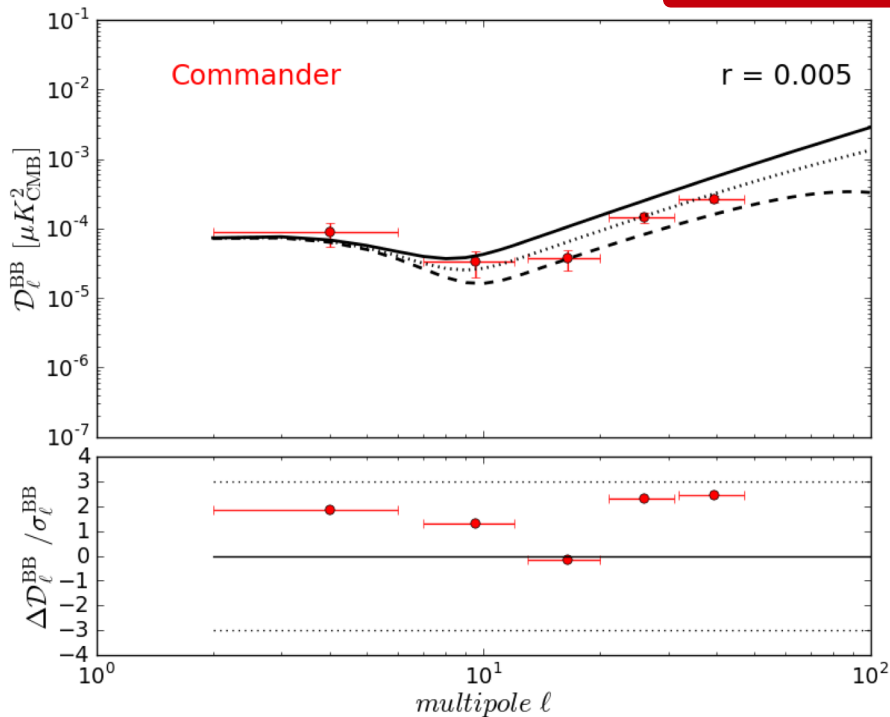


**$12\sigma$  detection of  $r = 5 \times 10^{-3}$  after foreground cleaning**

# CORE reconstruction of primordial B-modes – with 40% lensing –

$$r = 5 \times 10^{-3}$$

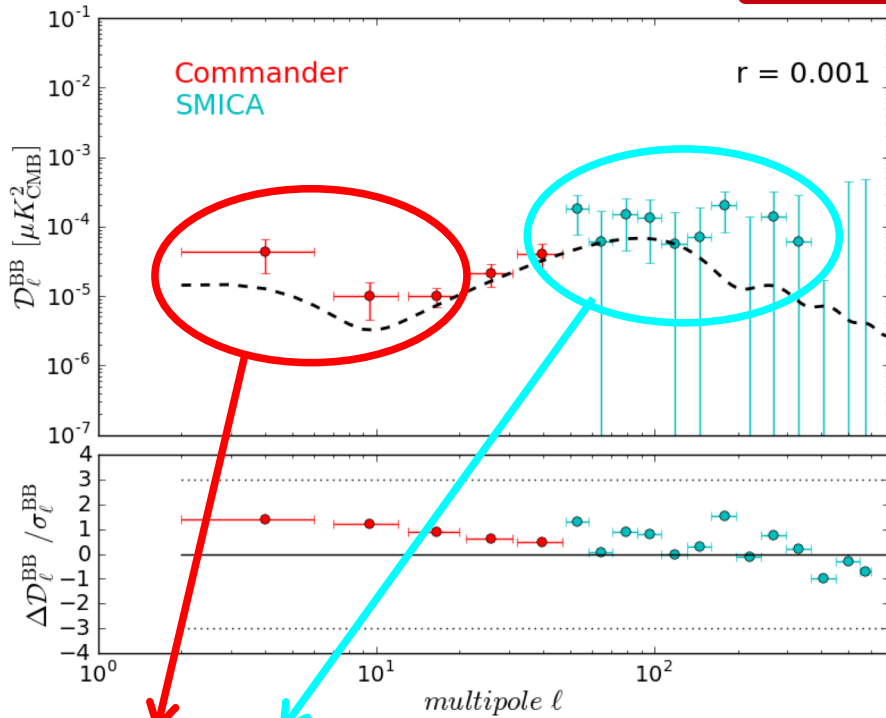
$$r = (5.4 \pm 1.5) \times 10^{-3}$$



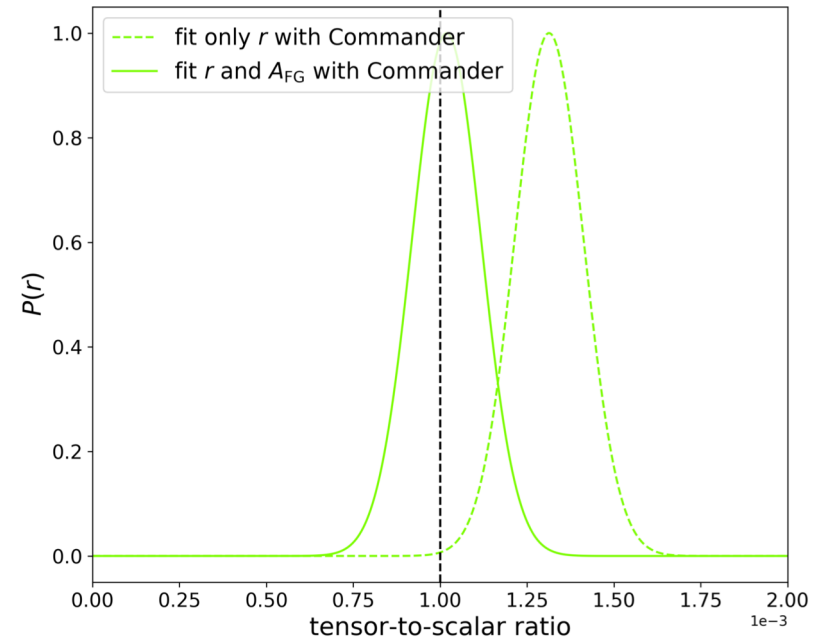
**$4\sigma$  detection of  $r = 5 \times 10^{-3}$   
after foreground cleaning and 60% delensing**

# CORE reconstruction of primordial B-modes – without lensing –

$$r = 10^{-3}$$



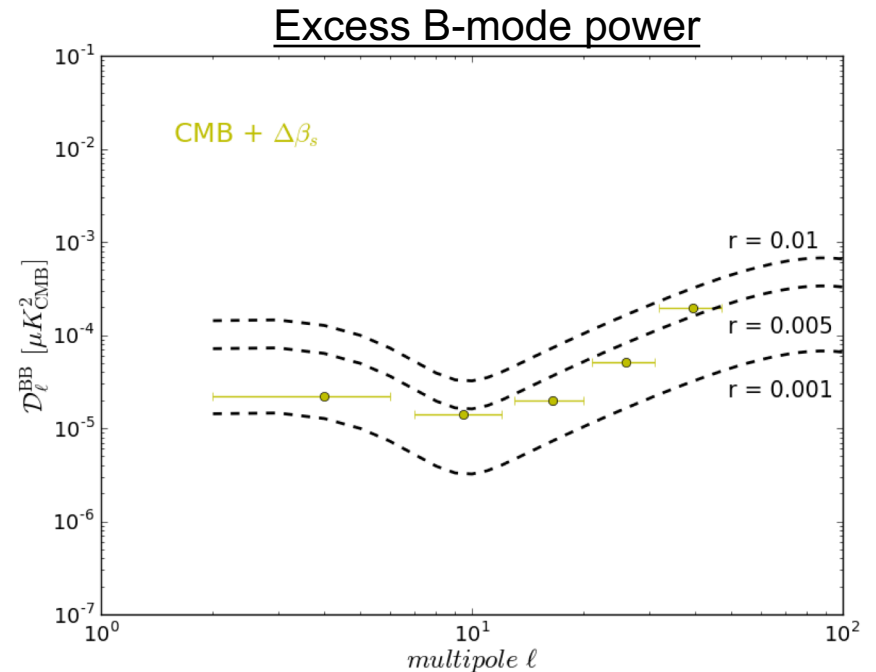
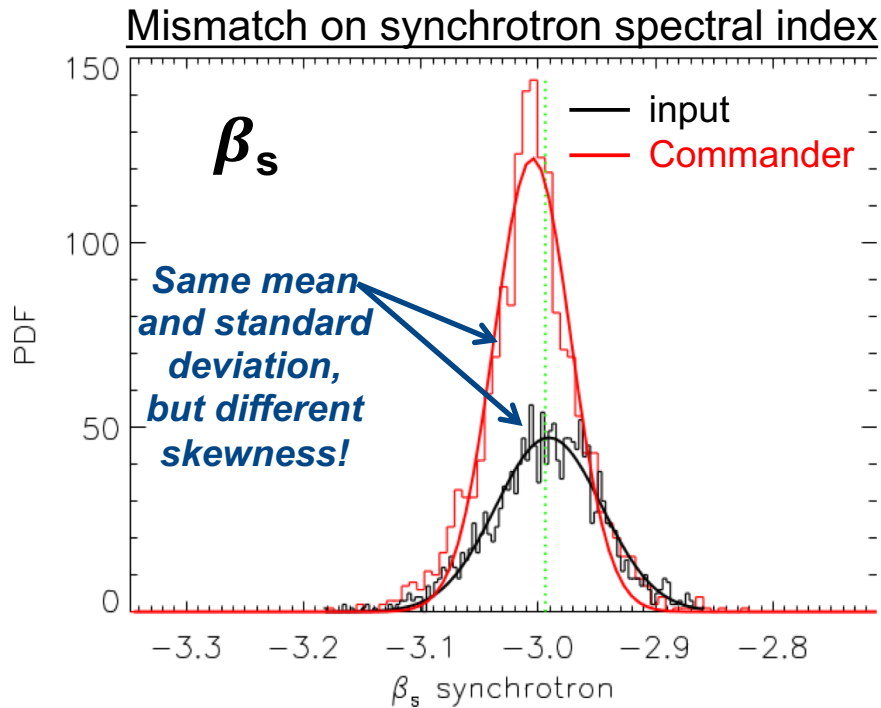
**foreground residuals!**



**$3\sigma$  bias on  $r = 10^{-3}$  after foreground cleaning**

# Absence of frequencies below 60 GHz

Errors  $\frac{|\beta_s^{out} - \beta_s^{in}|}{\beta_s^{in}} \simeq 2\% \Rightarrow$  **synchrotron B-mode amplitude shifted by  $\Delta r \gtrsim 10^{-3}$**   
when extrapolated to  $\simeq 145$  GHz



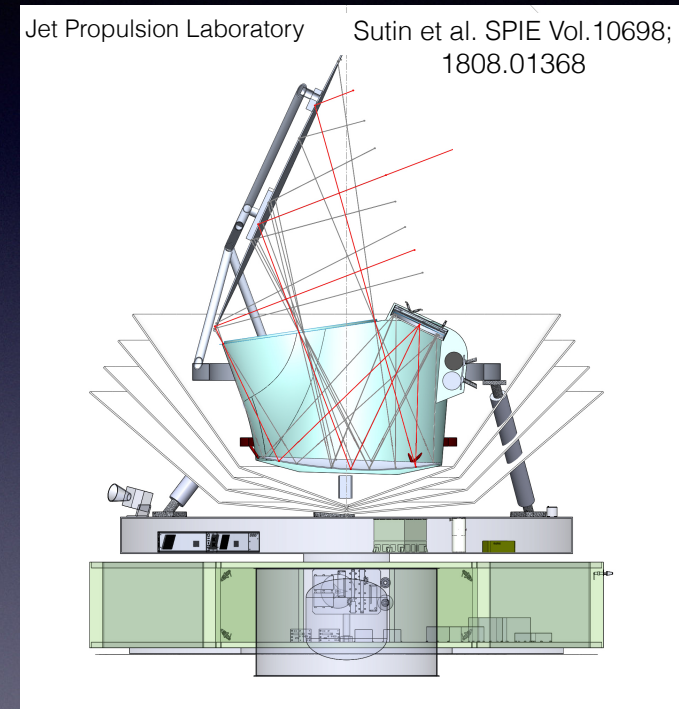
*Remazeilles et al JCAP 2018*

**Sub-percent accuracy on foreground spectral indices is required to allow the detection of CMB B-modes at the level of  $r \lesssim 10^{-3}$**

On the importance of  
a broad frequency coverage

# PICO in Brief

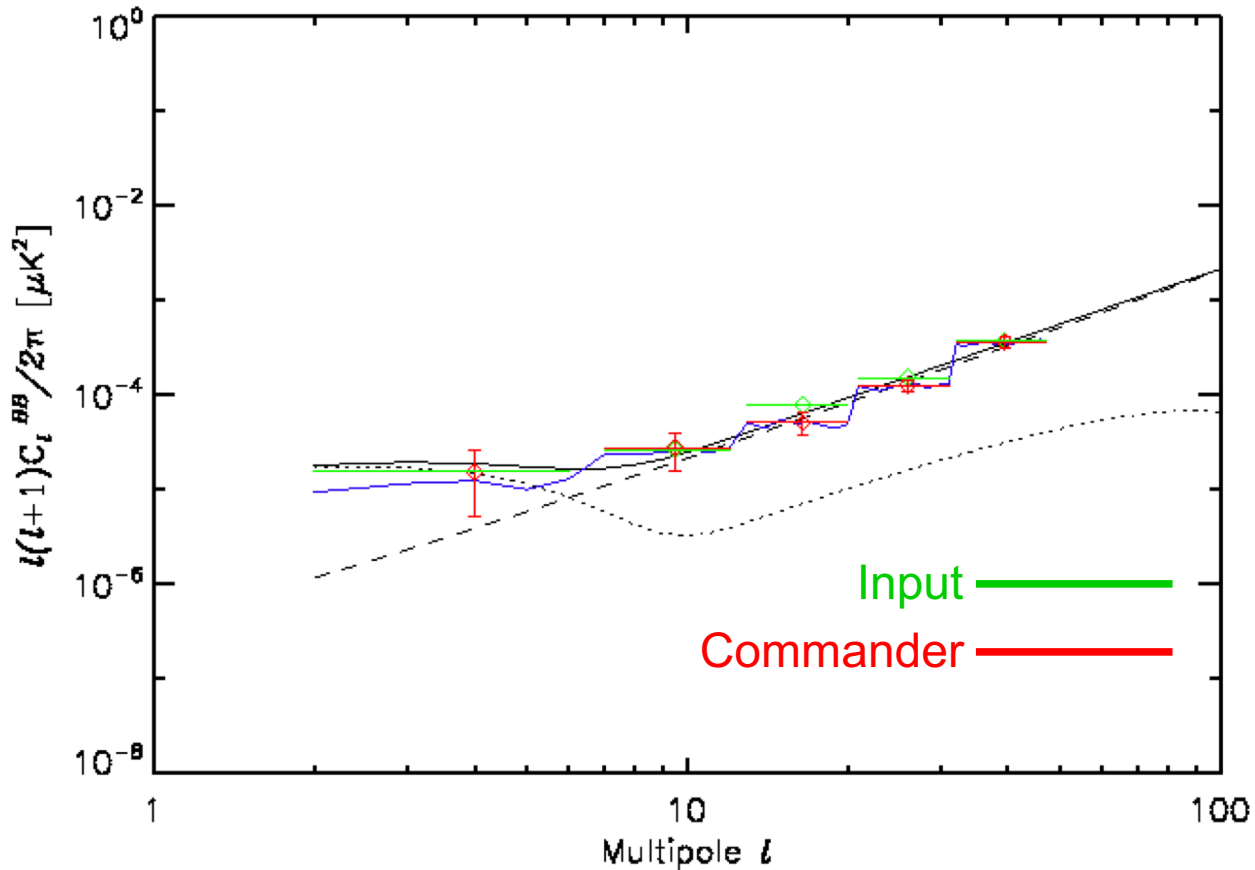
- Millimeter/submillimeter-wave, polarimetric survey of the entire sky
- 21 bands between 20 GHz and 800 GHz
- 1.4 m aperture telescope
- Diffraction limited resolution: 38' to 1'
- 13,000 transition edge sensor bolometers
- 5 year survey from L2
- 0.87  $\mu\text{K} \cdot \text{arcmin}$  requirement; 0.61  $\mu\text{K} \cdot \text{arcmin}$  goal (=CBE)



[See talk by Shaul Hanany](#)

# PICO reconstruction of primordial B-modes 20 – 800 GHz

$$r = 10^{-3}$$



Foregrounds:

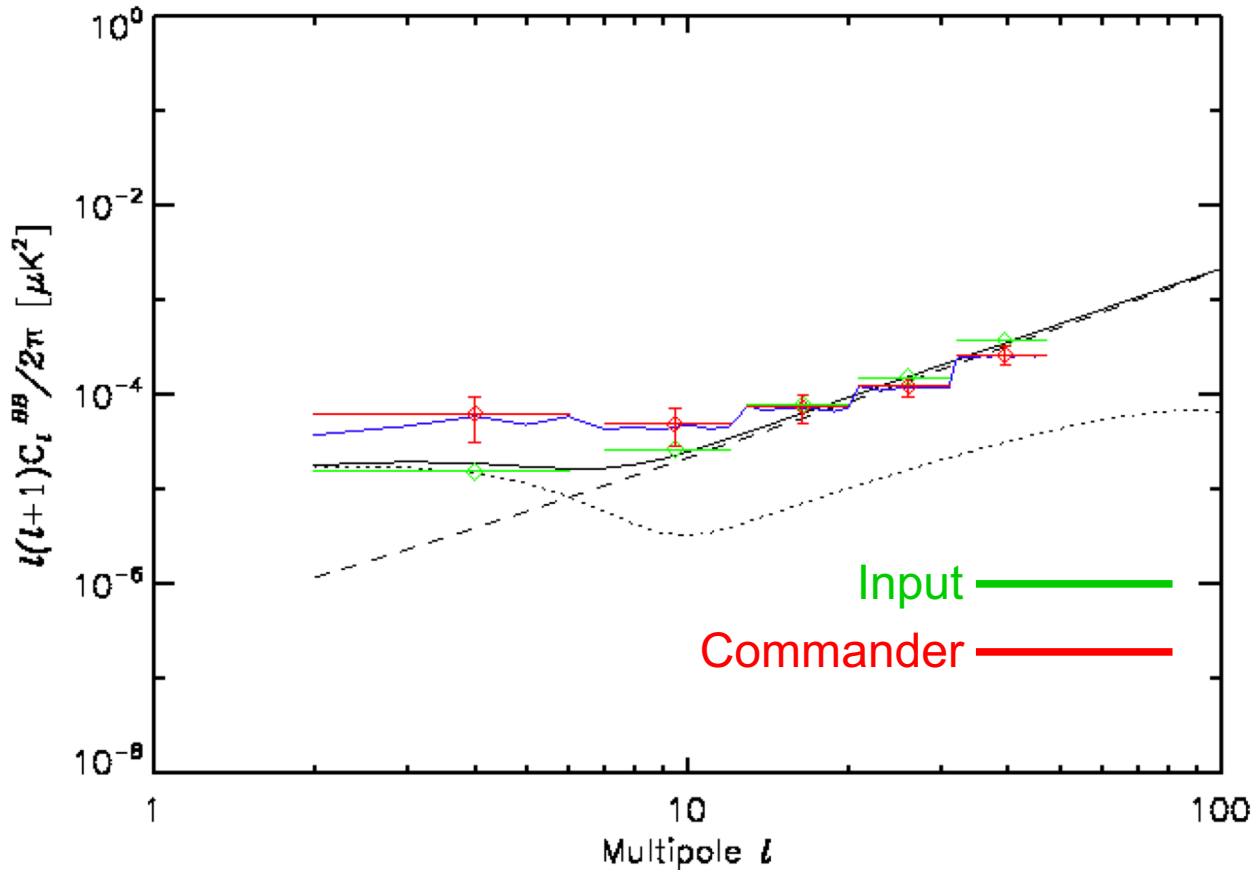
- Synchrotron (power-law with curvature)
- Thermal dust (MBB)

$\sigma(r = 10^{-3}) = 0.4 \times 10^{-3}$   
after foreground cleaning



# PICO reconstruction of primordial B-modes 43 – 462 GHz

$$r = 10^{-3}$$



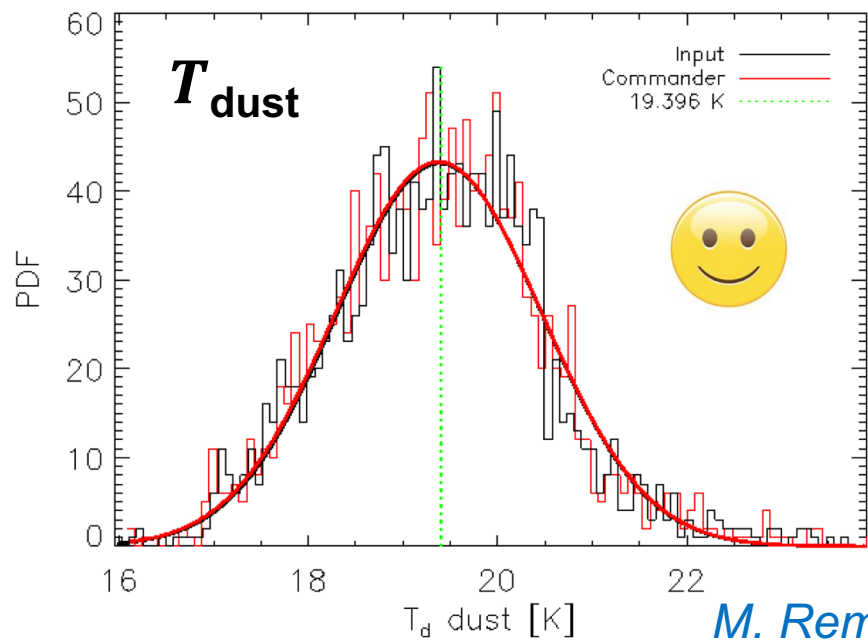
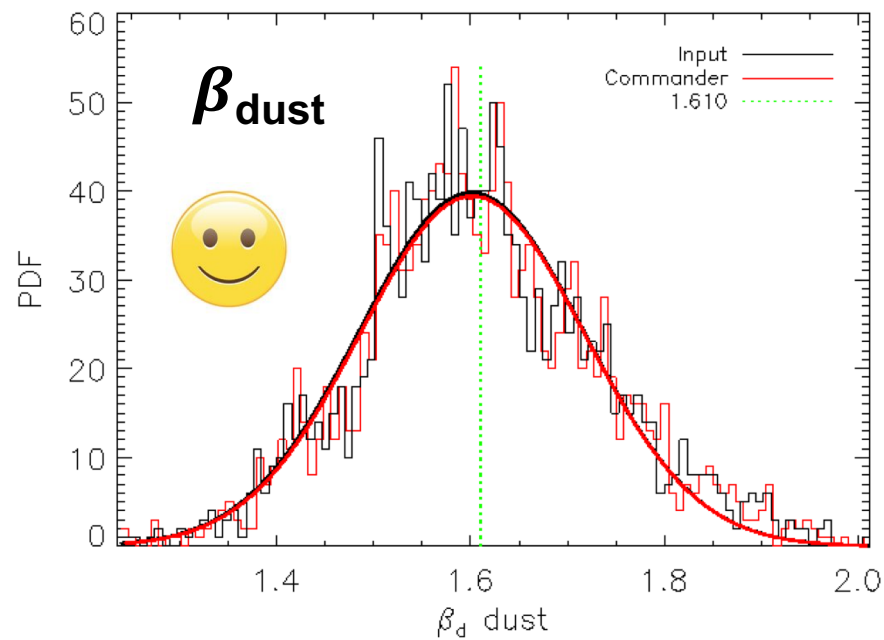
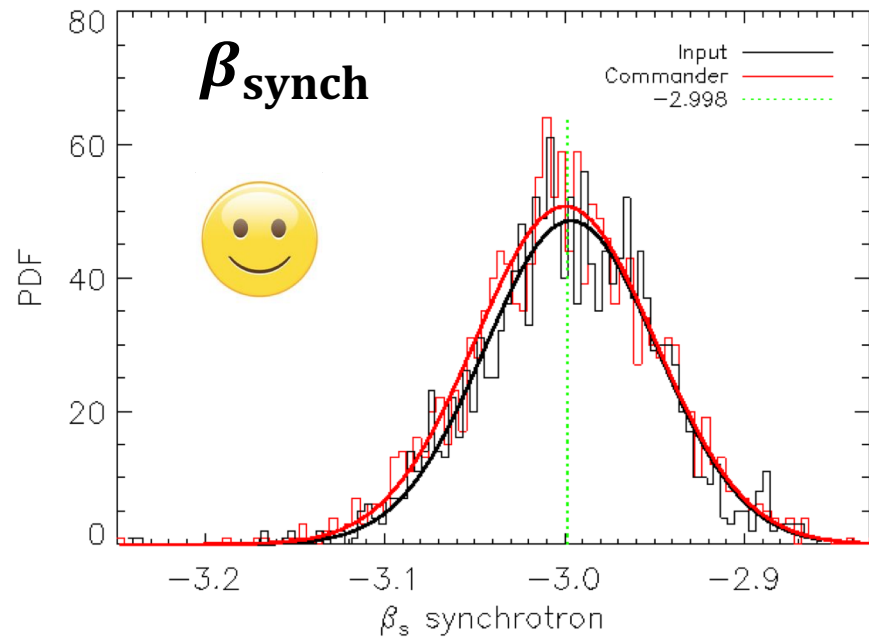
Foregrounds:

- Synchrotron (power-law with curvature)
- Thermal dust (MBB)

**Narrowing the frequency range of observations causes biases at large scales due to foregrounds**

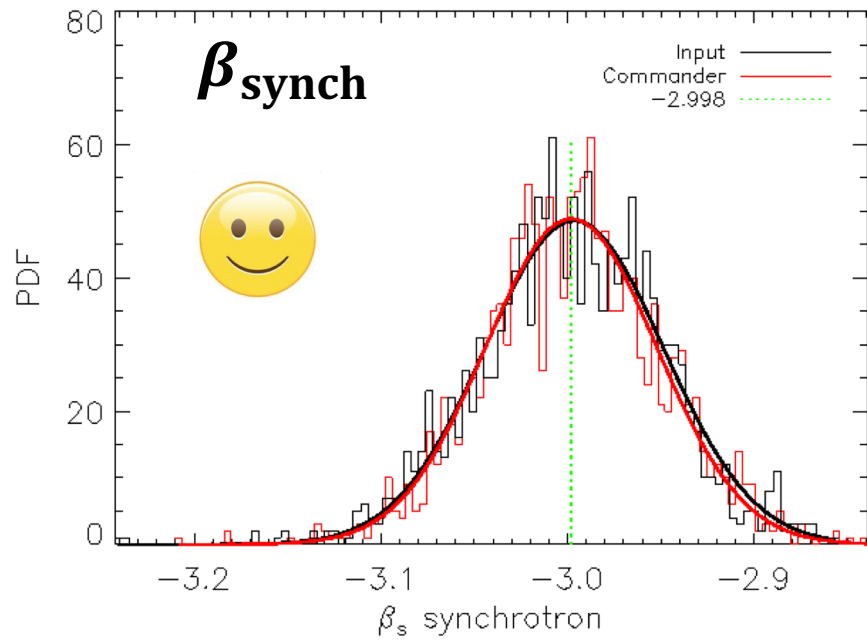
# COMMANDER results on foregrounds

## PICO 20 – 800 GHz



# COMMANDER results on foregrounds

## PICO 43 – 462 GHz



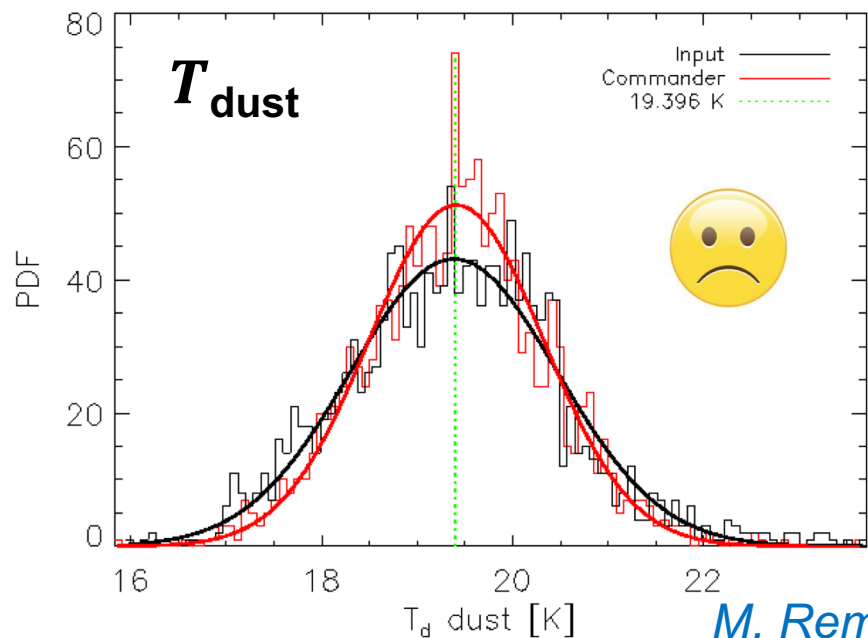
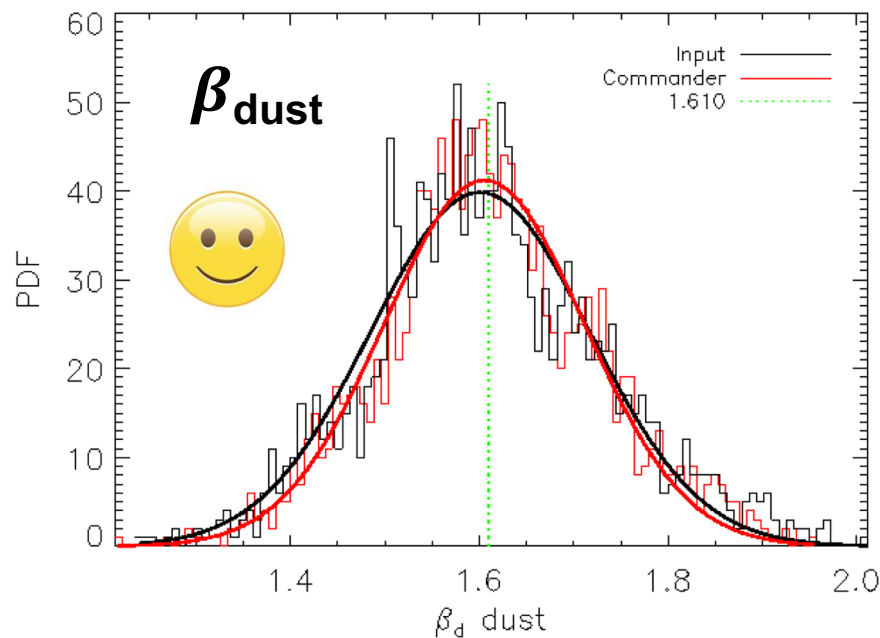
Lack of frequency range / high frequencies



Lack of accuracy / constraint on  $T_{\text{dust}}$

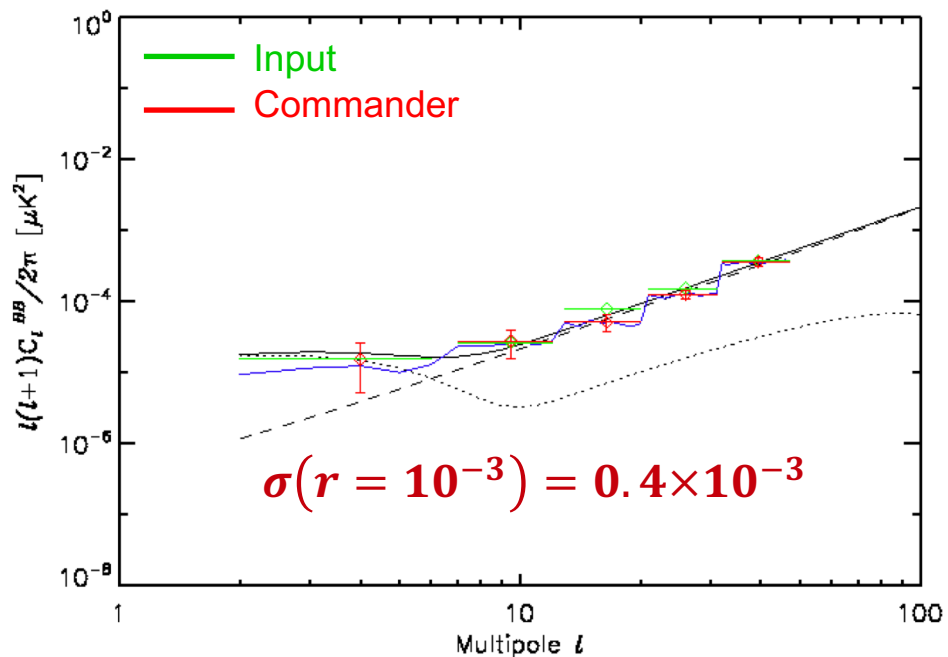


Translates into a bias on CMB B-mode by extrapolation towards CMB frequencies



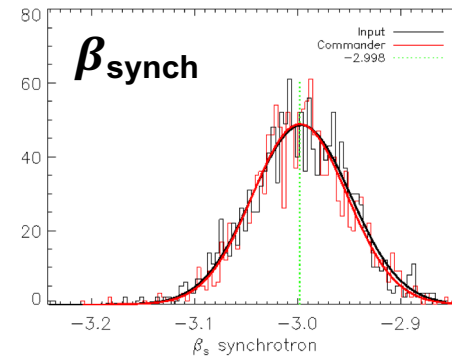
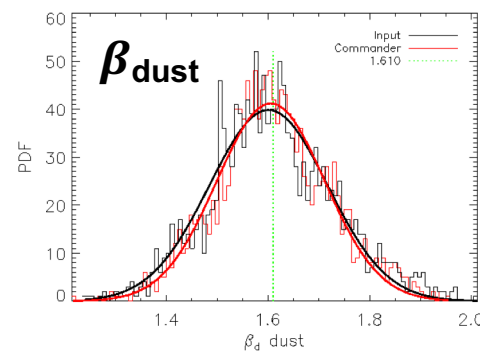
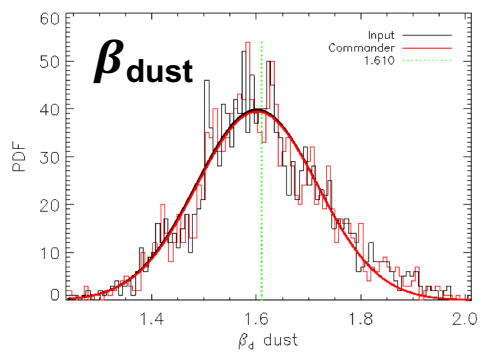
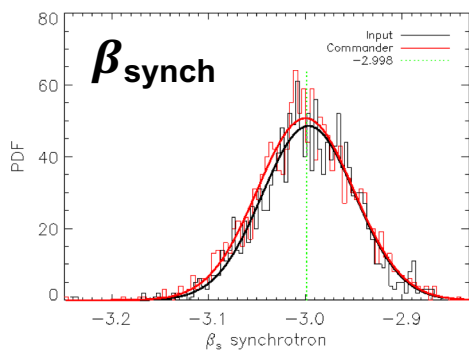
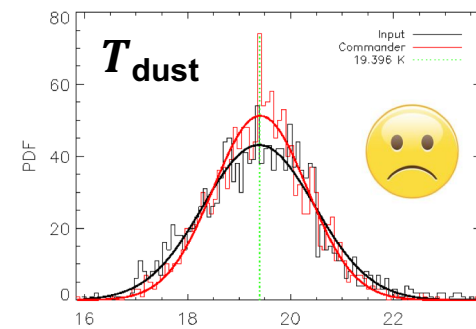
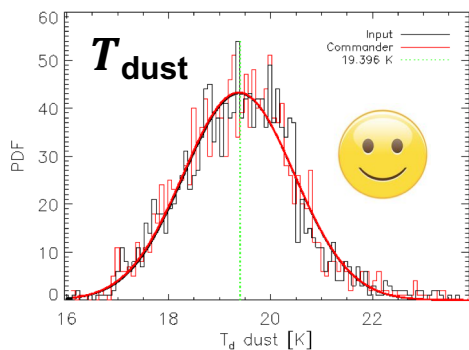
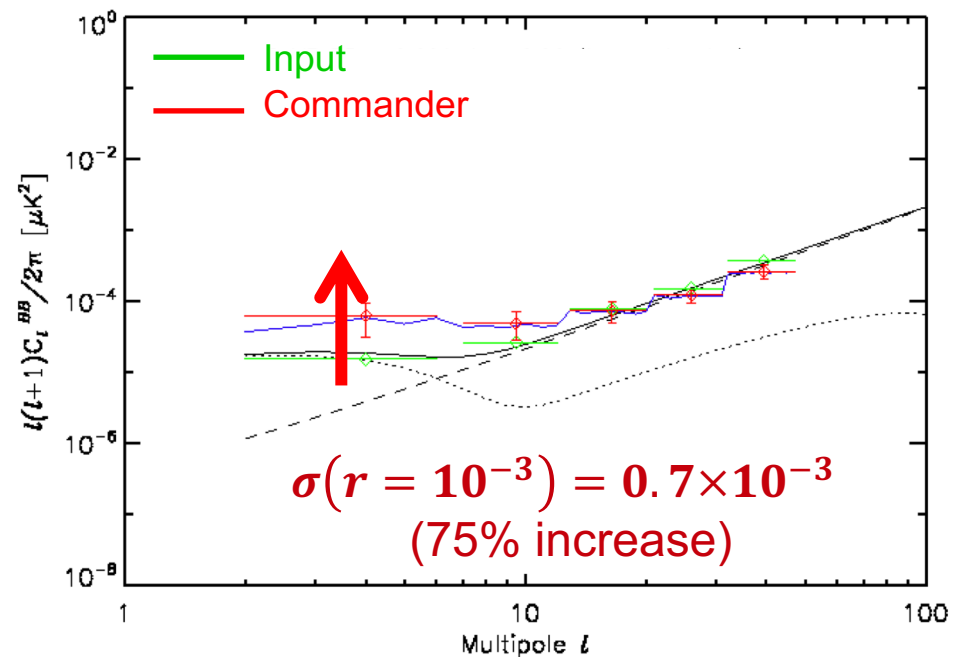
# PICO

## 20 – 800 GHz



# PICO

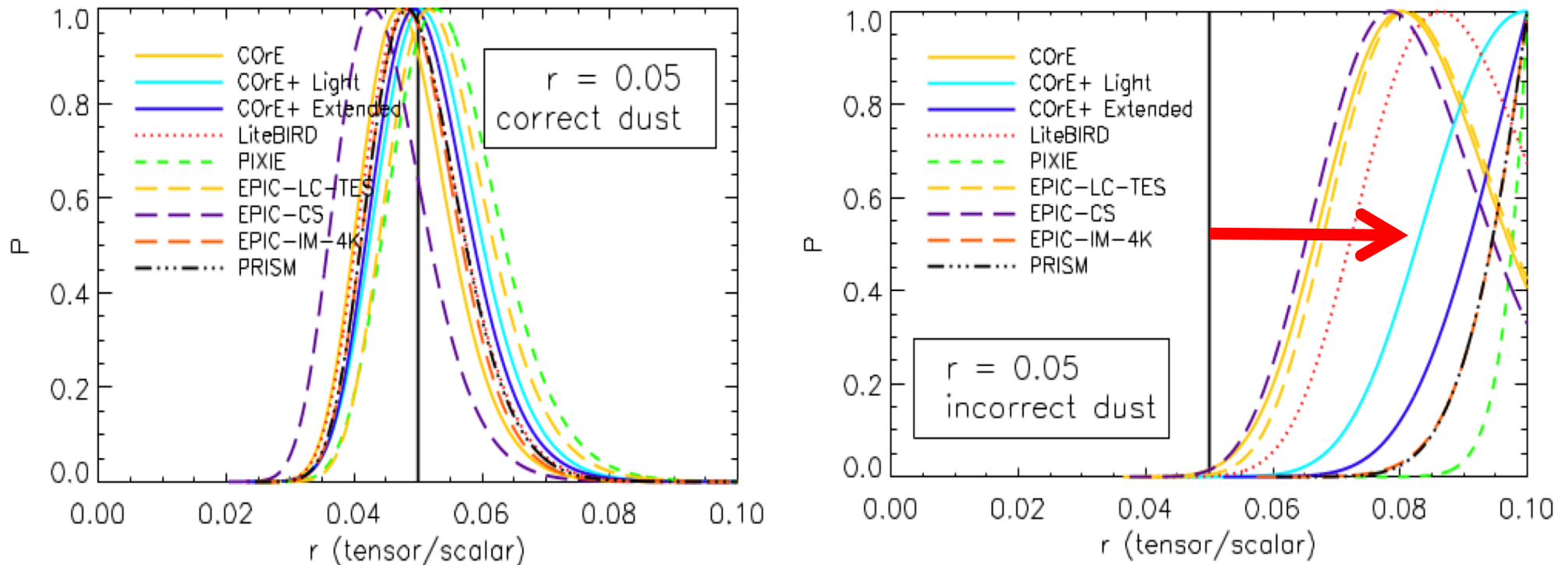
## 43 – 462 GHz



# Subtle issues for B-mode component separation

# #1. Foreground mismodeling

Impact on  $r$  of mismodelling two MBB dust components as a single MBB component:

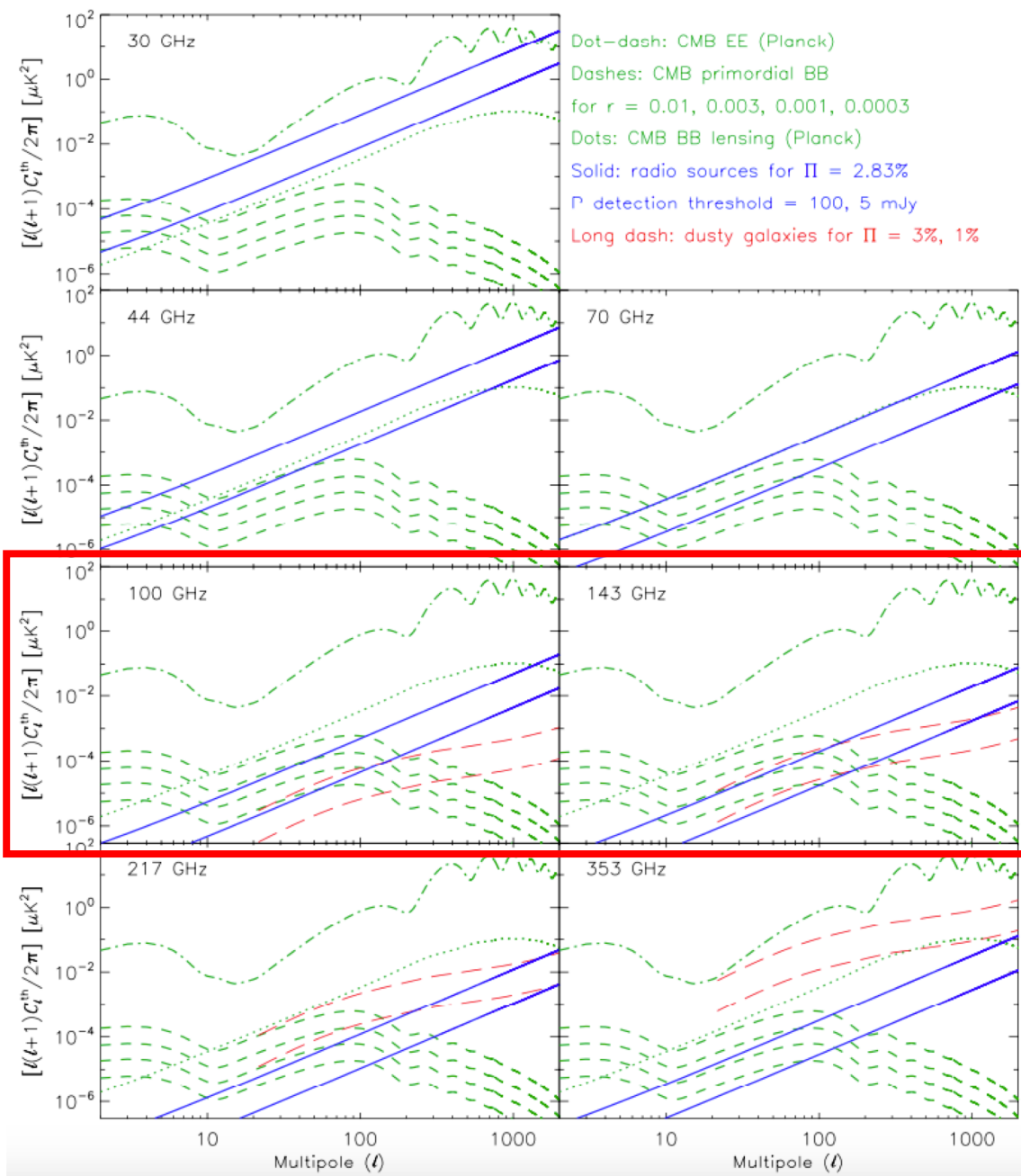


*Remazeilles, Dickinson, Eriksen, Wehus, MNRAS (2016)*

## The Sneaky Point:

***CMB experiments with narrow frequency ranges < 400 GHz show no evidence ( $\chi^2 \simeq 1$ ) for incorrect foreground models!***

# #2. Extragalactic sources cannot be ignored even at large scales



**Radio and IR sources at  $\sim 100$ - $140$  GHz exceed primordial CMB B-mode power ( $r = 10^{-3}$ ) at angular scales  $\ell \gtrsim 50$**

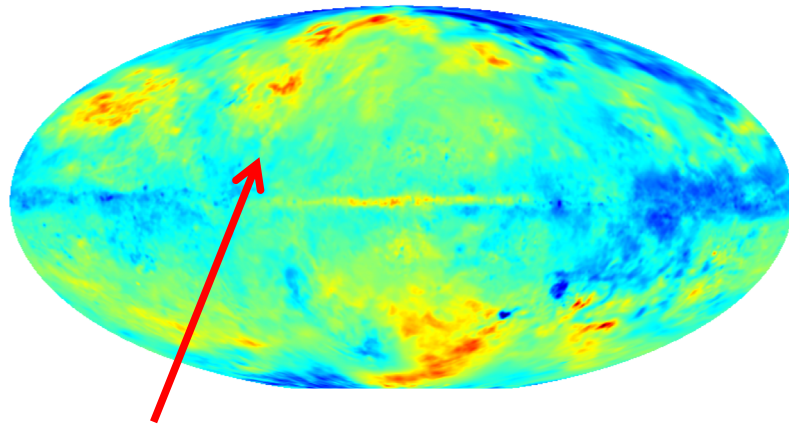
*Trombetti, Burigana, De Zotti, Galluzzi, Massardi, A&A 2018*

# #3. Averaging effects

Actual foreground SED on the maps may differ from real SED in the sky !

*Chluba, Hill, Abitbol, 2017*

*Dust spectral indices in the sky*



*one value  $\beta_{dust}$  per line-of-sight*

*Mapping / pixelization*



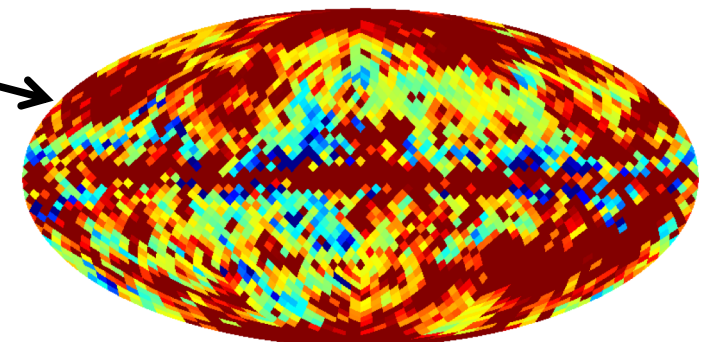
*many values  $\beta_{dust}$  per pixel*

$$\rightarrow \text{effective SED: } \sum_i \nu^{\beta_i} = \nu^{\alpha} + C \log(\nu) + \dots$$

*Remazeilles et al JCAP 2018:*

**Pixelization / averaging creates spurious curvature on the dust spectral index across frequencies!**

→ **Bias of  $\Delta r \simeq 10^{-3}$  if the effective dust curvature is ignored in the parametric fit**



-0.0010  0.0010 [c]



# New approaches?

- Most of our efforts so far have been in developing component separation methods tailored to deal with CMB temperature data (see beautiful Planck results), for which the “signal-to-foreground” ratio was relatively large
- With the new challenges to overcome on B-modes, and the entering in the new era of faint “signal-to-foreground” regimes, it is timely to design novel component separation methods
- Some alternative approaches might provide interesting avenues:

1. Parametric:

**Moment expansion / effective modeling** of the foreground SED instead of fitting astrophysical models

*Chluba et al 2017 (see talks by A. Mangilli and A. Rotti)*

2. Blind:

**GNILC**: minimize variance of foregrounds instead of foreground + noise

*Remazeilles et al 2011*

# Alternative methods #1: moment expansion / effective modeling

Moment expansion of the foreground SEDs:

$$\left(\frac{\nu}{\nu_0}\right)^\beta \left[ 1 + C_1 \left(\ln\left(\frac{\nu}{\nu_0}\right)\right)^2 + C_2 \left(\ln\left(\frac{\nu}{\nu_0}\right)\right)^3 + \dots \right]$$

*Chluba, Hill, Abitbol, 2017*

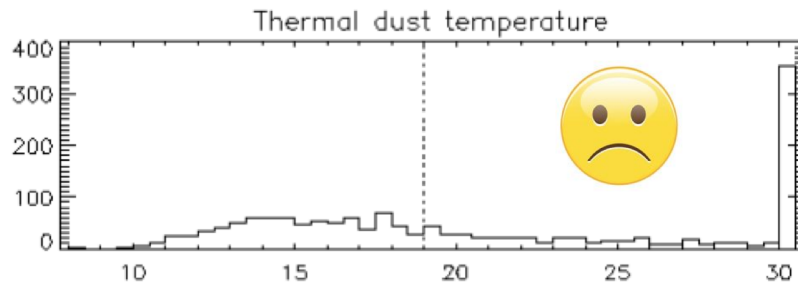
*See talks by Aditya Rotti & Anna Mangilli*

# Moment expansion / effective modeling: dust temperature v.s. dust curvature

## Example on LiteBIRD 40 – 400 GHz:

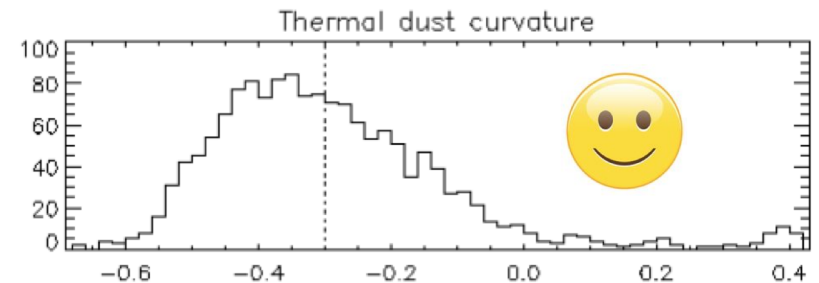
### Modified blackbody

$$\left(\frac{\nu}{\nu_0}\right)^\beta B(\nu, T)$$



### Curved power-law

$$\left(\frac{\nu}{\nu_0}\right)^\beta \left[ 1 + c \left( \ln \left( \frac{\nu}{\nu_0} \right) \right)^2 + \dots \right]$$



- *Without pivot frequencies > 400 GHz, dust temperature is not well constrained*
- *Curvature is local, thus better constrained than temperature over a narrow frequency range*

# Alternative methods #2: GNILC

*Remazeilles, Delabrouille, Cardoso (2011)*


## **Basic idea:**

- Look for independent (not physical) foreground degrees of freedom over the sky and over the angular scales  
→ *foreground subspaces*
- Focus ILC variance minimization into foreground subspaces instead of minimizing the variance of foregrounds + noise

## **Basic properties:**

- Blind (no assumption on foregrounds)  
→ *fairly insensitive to decorrelation / averaging effects*
- Local over the sky and over the scales (based on wavelets)
- Generalization of ILC: use not only spectral but also spatial information (angular power spectrum)

# PICO data challenge: A series of non-trivial sky simulations



## Probe Mission Study Wiki

Recent changes Media Manager Sitemap

You are here: [CMB Probe Mission Study Wiki](#) » [20180424\\_dc\\_maps](#)

20180424\_dc\_maps

### Data Challenge Maps I

Apr 24 2018, Clem Pryke

For CMB-S4 project we have made simulations using a number of different foreground models plus lensed-LCDM, noise and tensors. These are described at [Data challenge summary page](#) and in [a series of logbook postings](#).

I have exploited this work for PICO to make equivalent sims.

Everything below is available on NERSC under `/project/projectdirs/pico/`

I first made [PySM](#) input maps for the PICO band centers as listed in the v3.2 spreadsheet at [imageroptions](#). I did this for delta function bandwidths to keep things simple. Everything is `nside=512`.

Under `sky_yy` we have the sky models where `yy` designates the sky model number:

- 91=PySM a1d1f1s1
- 92=PySM a2d4f1s3
- 93=PySM a2d7f1s3
- 96=Brandon's MHD model taken from `/global/homes/b/bhensley/mhd_maps/maps_v1` on 180424
- `cmb` = links to the `cl`'s and `alm`'s from which the LCDM component are generated (shared with `Plank ffp10` sims)

Under `expt_xx` we just have single file `90/params.dat` which specifies the instrument parameters for this round as taken from the v3.2 spreadsheet.

Under `data_xx.yy` we have the sets of simulated experimental maps. `90.00` contains the lensed-LCDM (`llcdm`), noise (`noise`) and tensor (`tenso`) components for each band. Noise levels are also as per the v3.2 spreadsheet. The signal components have beam smoothing applied with beam widths as per the v3.2 spreadsheet. There are also combined `lLCDM+noise+foreground+tensor` maps (`comb`). These come as four flavors. Straight "`comb`" has full lensing signal. The "`comb_AL`" variants have the lensing signal artificially suppressed to the given levels of lensing power. So "`comb_AL0p15`" is the amount of lensing PICO is supposed to have post de-lensing. "`comb_AL0p1`" and "`comb_AL0p03`" are also provided and might be useful.


For the `90.00` case the "foreground" is just Gaussian realizations of dust and synchrotron with uniform amplitude over the whole sky set to equal the observed amplitude in the BICEP/Keck patch. This is not a serious model and is intended only for test purposes. In particular it enables: a) To run full sky (unmasked) harmonic analysis - no need to deal with E/B mixing problems. b) The dust and synchrotron SED's are simple and uniform over the full sky so they can be fit as such. `beta_dust=1.6`, `T_dust=19.6K`, `beta_sync=-3.1`.


`90.91`, `90.92`, `90.93` and `90.96` contains the combined maps for the proper sky models.

# GNILC results on PICO 90.91 sim


## 5' resolution

Input CMB B-mode map




-2.0  2.0  $\mu\text{K}_{\text{CMB}}$

GNILC CMB B-mode map



-2.0  2.0  $\mu\text{K}_{\text{CMB}}$

Residuals

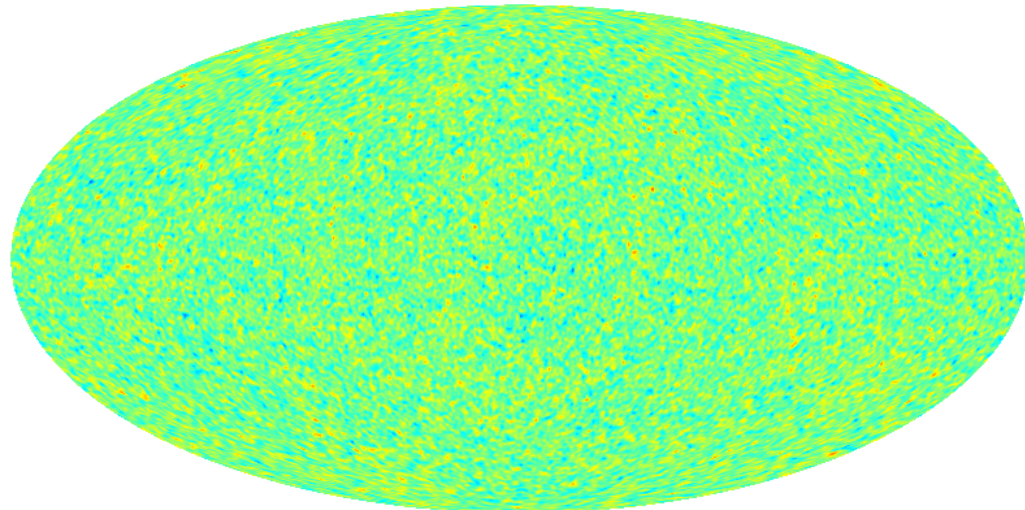


-2.0  2.0  $\mu\text{K}_{\text{CMB}}$

# GNILC results on PICO 90.91 sim

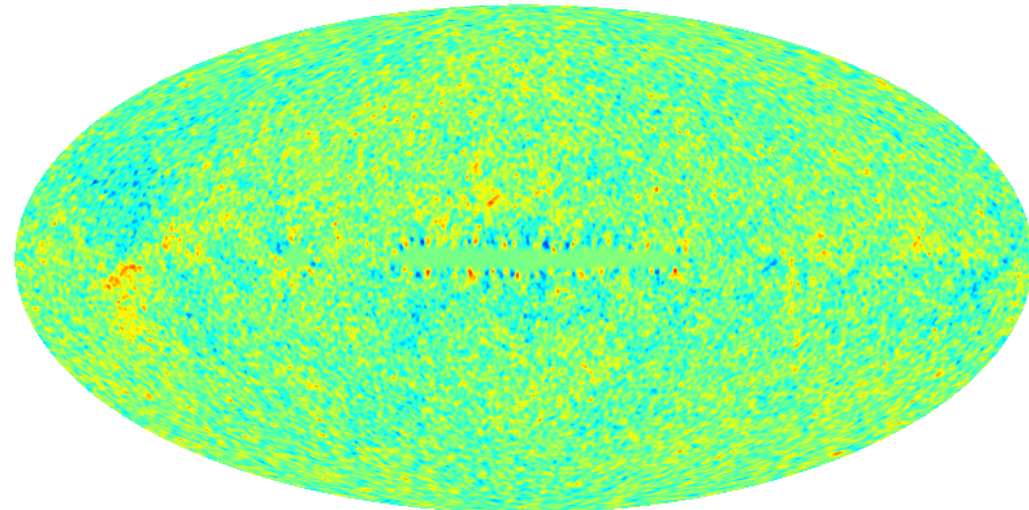
## 1 degree resolution

Input CMB B-mode map



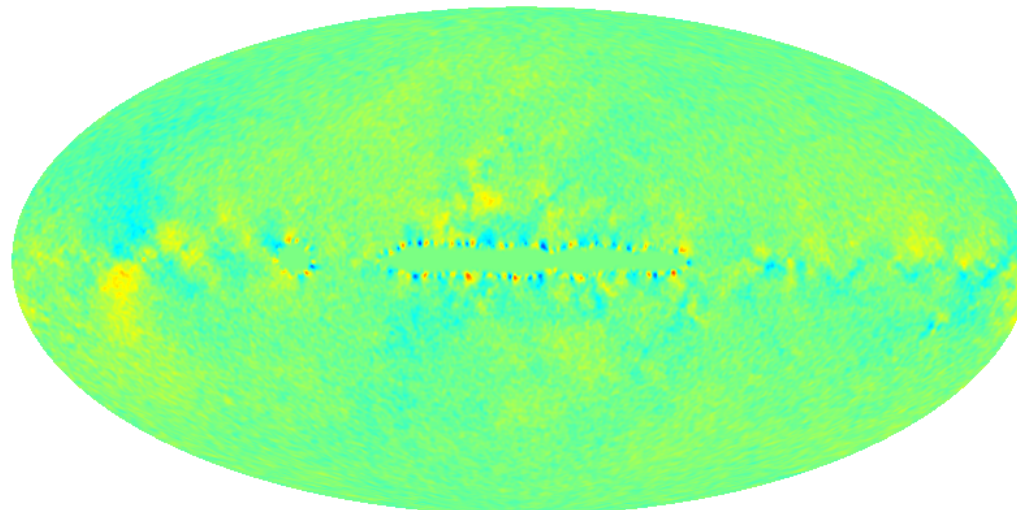
-0.50  0.50  $\mu\text{K}_{\text{CMB}}$

GNILC CMB B-mode map



-0.50  0.50  $\mu\text{K}_{\text{CMB}}$

Residuals



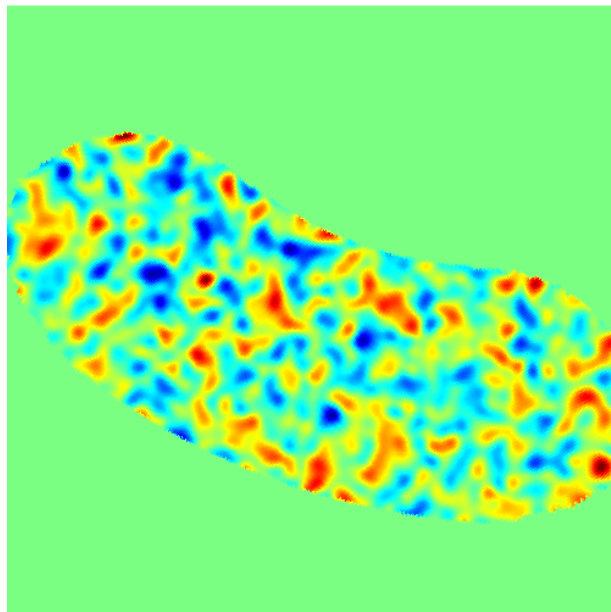
-0.50  0.50  $\mu\text{K}_{\text{CMB}}$


# GNILC results on PICO 90.91 sim

## 1 degree resolution

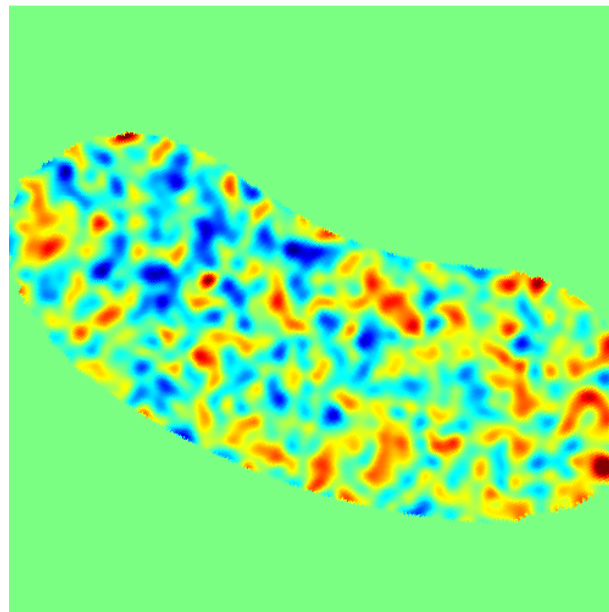
### (zoom in BICEP2 field)


Input CMB B-modes




-0.20  0.20  $\mu\text{K}_{\text{CMB}}$   
(-45.0, -55.0) Galactic


GNILC CMB B-modes



-0.20  0.20  $\mu\text{K}_{\text{CMB}}$   
(-45.0, -55.0) Galactic

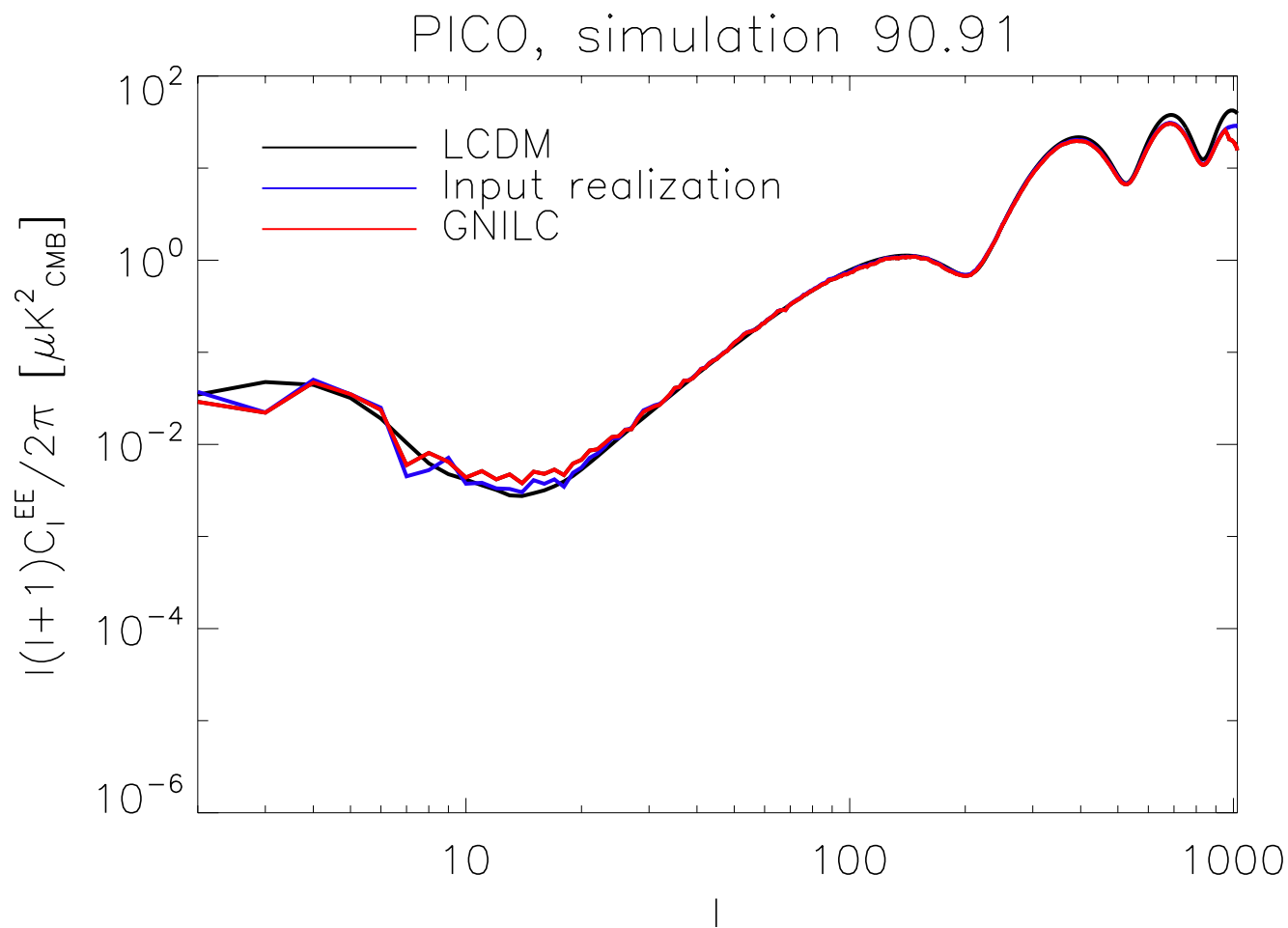
Residuals



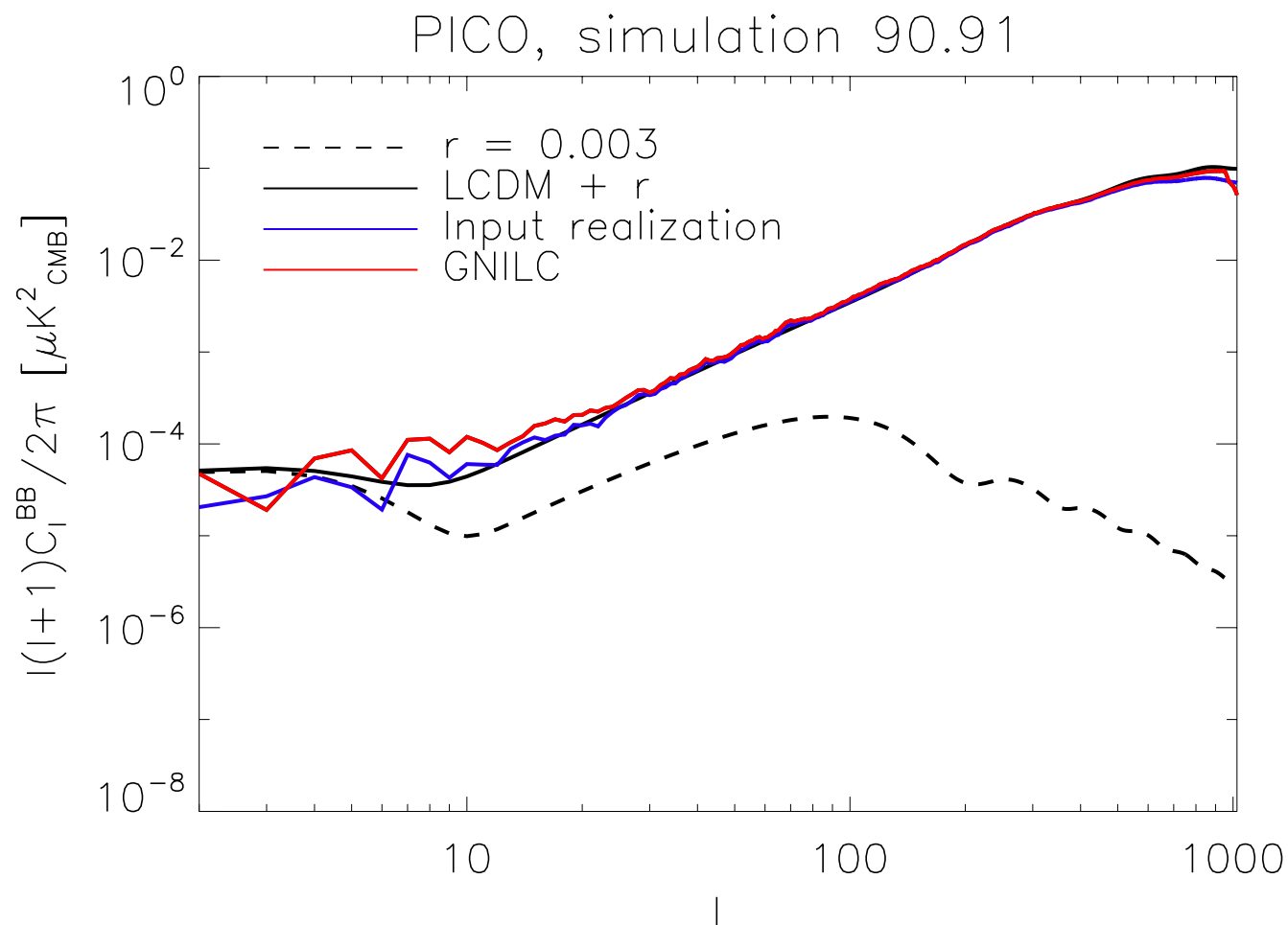
-0.20  0.20  $\mu\text{K}_{\text{CMB}}$   
(-45.0, -55.0) Galactic



# GNILC EE reconstruction with PICO (90.91)



# GNILC BB reconstruction with PICO (90.91)



# Summary

## After foregrounds cleaning (COMMANDER + SMICA / NILC) and 60% delensing,

- CORE (60-600 GHz) able to reconstruct the primordial CMB B-mode power spectrum at  $r = 5 \times 10^{-3}$  on both reionization and recombination peaks without bias.
- CORE (60-600 GHz) able to detect  $r = 5 \times 10^{-3}$  at  $4\sigma$  significance without bias.  
→ allows to constrain Starobinsky's  $R^2$  inflation model

## After foregrounds cleaning (COMMANDER),

- PICO (21-800 GHz) able to detect  $r = 10^{-3}$  at  $2.5\sigma$  significance without bias.
- Descoped PICO (43 – 462 GHz) fails to detect  $r = 10^{-3}$  without post-marginalization over foreground residuals in the likelihood

## General issues that future CMB B-mode experiments might be facing:

- Foreground mismodelling: omitting curvature, AME, dust components, decorrelation
- Lack of frequency range and spectral degeneracies: how to detect false detections of  $r$  ?  
→ external low / high frequency data from ground / balloons might help in this case
- Averaging effects of foreground SEDs by pixelization / beam convolution

**Need novel alternative approaches for new challenges:** Moment expansion, GNILC, ...

*Thanks for your attention!*